



Building Bridges to Reconciliation

Annual Statistics Report 2015/16

Overview

Page 3

Number of Mediated Cases Over the Last 5 Years

Page 4

Breakdown of Mediated Cases in 2015

Page 4

Relationship of Disputants in 2015

Page 5

Overview

>8,000 in total caseload

More than 8,000 community disputes have come through the CMC's doors since its establishment in 1998.

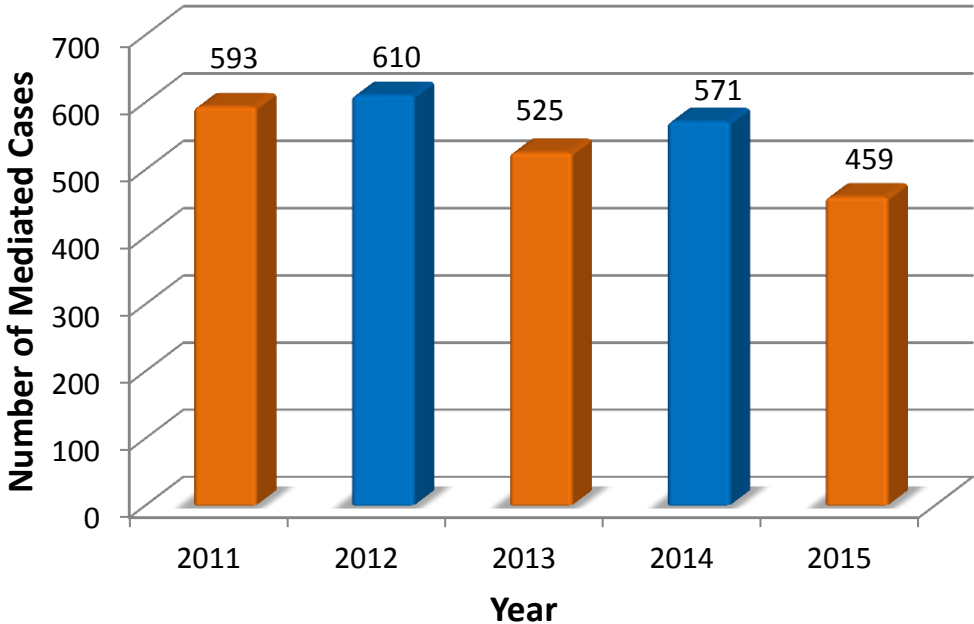
76% success rate

The CMC has seen a good rate of success, with about $\frac{3}{4}$ of the cases mediated being resolved.

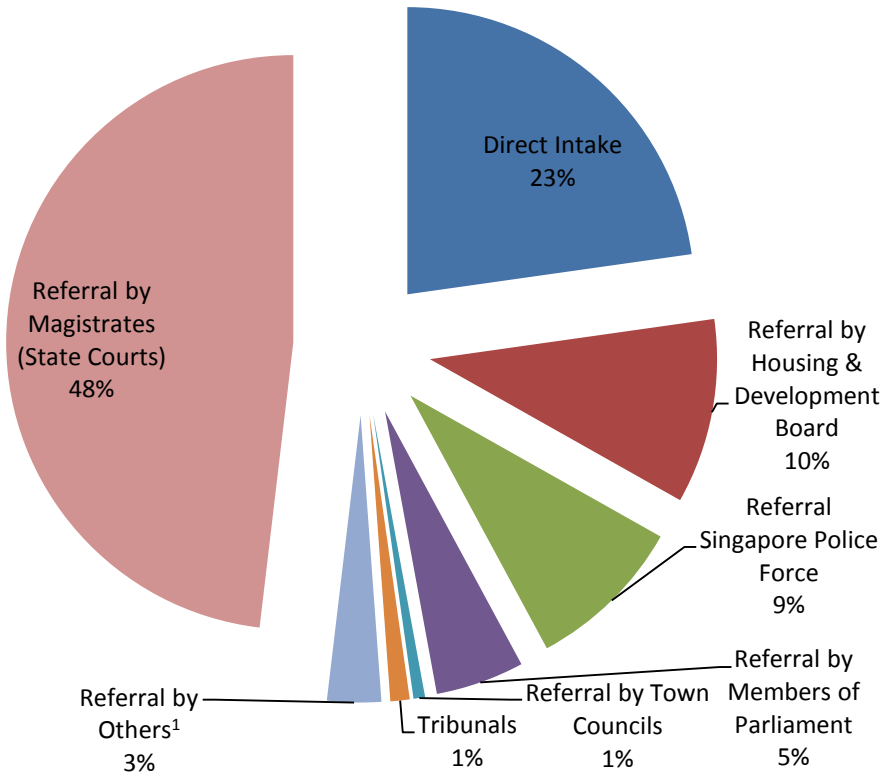
459 cases mediated in 2015

The CMC mediated 459 cases in 2015.

Number of Mediated Cases over the Last 5 Years

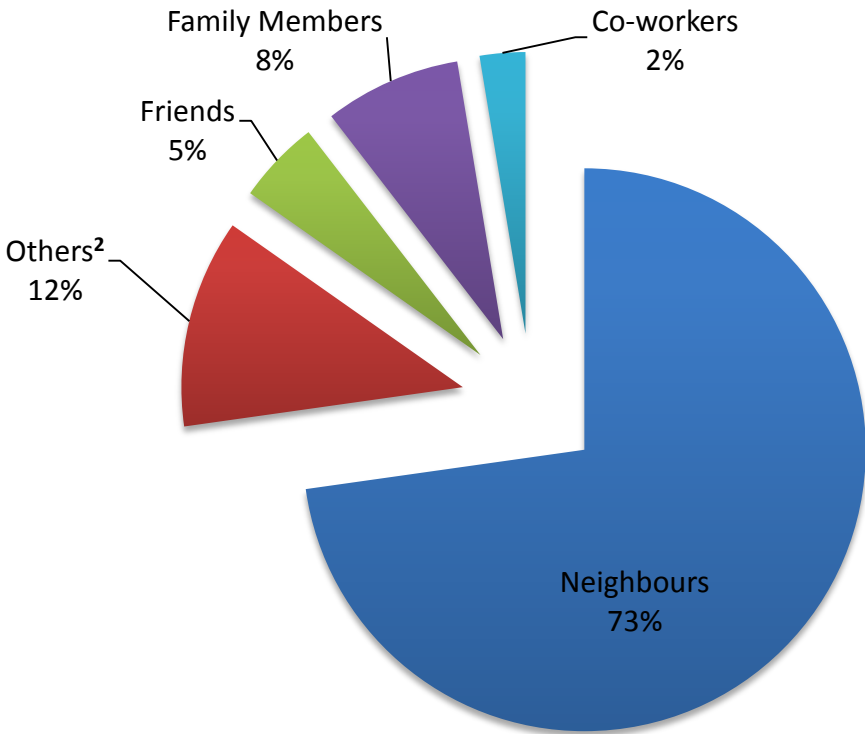


Breakdown of Mediated Cases in 2015



¹ Include referrals from Family Service Centres, Community Clubs and other Government Agencies.

Relationship of Disputants in 2015



² “Others” refers to cases which do not fall under any of the stated categories, such as cases involving a landlord and his/her tenant, business-to-business (non-commercial), business owner and consumer disputes, and disputes between strangers.